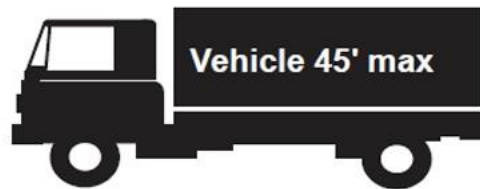




## Legal Vehicle Dimensions (CDOT FYI 1)

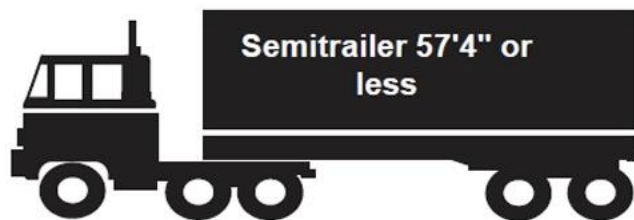
The figures below reflect legal size limitations, any dimensions exceeding these limitations will require an oversize permit **C.R.S. 42-4-510(11)**. The metric equivalents are not part of the statutory references, but are displayed only for informational purposes.

### Single Unit Vehicle Limit



Single unit maximum length is **45' (13.72 meters)** as measured from extreme front bumper to extreme rear bumper. **C.R.S. 42-4-0504 (2)**

### Standard Tractor Trailer Combination Limit



No overall length limit to a combination with a single trailer length of **57'4" (14.47 meters)** or less in length. **C.R.S. 42-2-504(4)**

### Western Double Combination Limit



No overall length limit for a combination of units with trailers **28'6" (8.68 meters)** or less in length. The common name for this combination is "Western Double." **C.R.S. 42-2-504(4)**





## Saddlemounts Limit



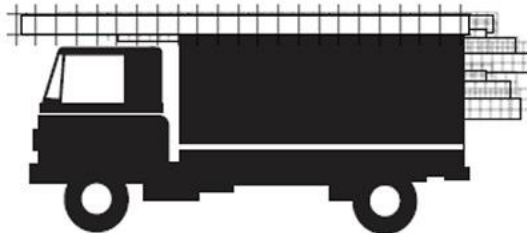
Saddlemounts are allowed **97' (29.57 meters)** length for no more than **4** total units. A fullmount also may be transported as part of this combination. A fullmount is a smaller vehicle that is mounted completely on the frame of either the first or last vehicle in a saddlemount combination. **C.R.S. 42-4-504(4.5)**

## Drawbar Limit



When one vehicle is towing another the drawbar or other connection shall be of sufficient strength to pull all weight towed, and the drawbar or other connection shall not exceed **15' (4.57 meters)** from one vehicle to the other. **C.R.S. 42-4-506(1)**

## Overlength Limits



Overlength loads may not project more than **4' (1.33 meters)** from the front most part of the grill. **C.R.S 42-4-504(5)**

Overlength loads may not project more than **10' (3.05 meters)** to the rear of the vehicle bumper. Overhangs for automobile and boat transporters are restricted to **6' (1.83 meters)**. **C.R.S. 42-4-504(6)**

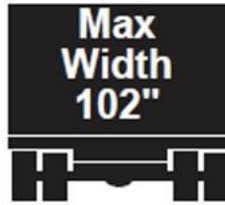
**Overlength Daylight Travel:** Red flags are required, during daylight hours at the end of load projections to the rear which are greater than **4' (1.22 meters)**. **C.R.S. 42-4-209**

**Overlength Night Travel:** Red light or lantern is required, during hours of darkness, at the end of the load projections to the rear which are greater than **4' (1.22 meters)**. **C.R.S. 42-4-209**





### Maximum Width



The total outside width of any vehicle or load shall not exceed **102” (2.59 meters)** excluding mirrors or safety devices. **C.R.S. 42-4-502(1), (5).**

### Maximum Legal Height



No vehicles unladen or with load shall exceed a height of **14’6” (4.42 meters)** **C.R.S. 42-4-504(1).** All state highway structures with less than 14’6” vertical clearance may be found at: [CDOT Bridge Map](#)

## Permit Fees For Vehicles that Exceed Legal Vehicle Limitations C.R.S. 42-4-510(11)

| Permit Type         | Details    | Fee Amount  |
|---------------------|------------|---|
| Single Trip Permit  | Oversize   | \$15.00*  |
| Single Trip Permit  | Special    | \$125.00* required when a load exceeds maximum extra-legal dimensions   |
| Annual Permit       | Oversize   | \$250.00 per permitted power unit   |
| Annual Fleet Permit | Overlength | \$1,500.00 plus \$15.00 per fleet vehicle. This fleet permit only applies to public utility vehicles and loads. |

For detailed information and requirements concerning oversize/overweight permits, please refer to the Department of Transportation’s Rules and Regulations titled “Pertaining to Transport Permits for the Movement of Extra-Legal Vehicles or Loads” (2CCR 601-4). **For more information contact CDOT at (303) 757-9539 or 1-800-350-3765.**

**\*Effective July 1, 2009 – Single trip and special transport permits will be assessed a surcharge equal to the permit fee.**





## Legal Vehicle Weight Limits (CDOT FYI 2)

The figures below reflect legal weight limits **C.R.S. 42-4-508**, any weights exceeding these limitations will require an overweight permit **C.R.S. 42-4-510(11)**. The metric equivalents are not part of the statutory references, but are displayed only for informational purposes.

- A single axle shall not exceed 20,000 pounds (9,072kg) \*(1)
- Tandem Axels shall not exceed 36,000 pounds on interstate highways (16,330kg), 40,000 pounds (18,144kg) non-interstate.

### Two Axel/Single Unit



Maximum gross weight allowed on any Non-interstate Colorado highway is limited to the Colorado Bridge Formula \*(2)

$$\text{Gross Weight} = (\text{Length} + 40) \times 1,000$$

C.R.S. 42-4-508 (1)(b)

### Three or more Axel/Single Unit



Maximum gross weight allowed on any Colorado non-interstate highway is 85,000 pounds (38,556 kg) \*(2)

$$\text{Gross Weight} = 500 (\text{LN}/\text{N}-1 + 12\text{N} + 36)$$

\*Total weight must be distributed so that no single or tandem axle exceeds the max. gross weight limits allowed on the road where they are weighed. C.R.S. 42-4-508(1)(c)





## Non-Interstate Haulers



Maximum gross weight allowed on any Colorado non-interstate highway is 85,000 pounds (38,556kg). \*(2) In addition vehicles must comply with the axle weight limits and the Colorado Bridge Formula. C.R.S. 42-4-508(1)(b)

$$\text{Gross Weight} = (\text{Length} + 40) \times 1,000$$

\*(1): A single Axle shall not exceed 21,000 pounds (9,530kg) for digger-derrick or bucket boom trucks operated by an electric utility on a non-interstate highway. C.R.S. 42-5-507(2)(b.5)

\*(2): Gross weight limits are increased by 1,000 pounds (450kg) for vehicles or combination of vehicles that contain an alternative fuel system & that operate on alternative fuel & conventional fuel on the non-interstate highways. C.R.S. 42-5-508(1.5)

## Maximum Weight on Interstates



Maximum gross weight allowed on any Colorado interstate highway is **80,000 pounds (36,288 kg)**. In addition vehicles traveling on interstate highways must comply with the Federal Bridge Formula. **C.R.S. 42-4-508 (1)(c)**

$$\text{Gross Weight} = 500(\text{LN}/\text{N}-1 + 12\text{N} + 36)$$

## Federal Bridge Formula

$$\text{Gross Weight} = 500 (\text{LN}/\text{N}-1 + 12\text{N} + 36)$$

**L** = Distance in feet between extremes of any group of two or more consecutive axels

**N** = Number of axles being considered. In computations of this formula, no gross vehicle weight shall exceed 80,000 pounds except as may be authorized under Section 42-4-510(11)





## Permit Fees for Vehicles that Exceed Legal Weight imitations C.R.S. 42-4-510(11)

| Permit Type  | Details  | Fee Amount                        |
|--|--|-----------------------------------|
| Single Trip Permit   | Overweight   | \$15.00 plus \$5.00 per axle*     |
| Single Trip Permit   | Non-Interstate Overweight Divisible Load – 2/3 Axle Trailer  | \$15.00 plus \$10 per axle*       |
| Single Trip Permit   | Non-Interstate Overweight Divisible Load – Quad Axle   | \$30.00 plus \$10 per axle        |
| Special  | Structural Oversized Overweight moves requiring extraordinary action or moves including weight in excess of 200,000 pounds | \$125.00*                         |
| Annual Permit Overweight                                       |  | \$400.00 per permitted power unit |
| Annual Non-Interstate Overweight Divisible Load Permit (NIOWD) | For either the 2/3 Axle Trailer or Quad Axle Permit  | \$500.00                          |
| 6-Month Non-Interstate Overweight Divisible Load Permit        | For the 2/3 Axle Trailer Permit  | \$250.00                          |

### Annual Fleet Permit

LVC Overweight: This fleet permit only applies to Longer Vehicle Combinations as defined in C.R.S. 42-4-505.

**\$1,500.00 plus \$25.00 per vehicle to be permitted**

NIOWD Quad: This fleet permit only applies to Non-Interstate Divisible Load permits where the vehicle has a quad-axle configuration

**\$2,000.00 plus \$35.00 per vehicle to be permitted**

NIWOD 2/3 Trailer: This fleet permit only applies to Non-Interstate Divisible Load permits where the vehicle has a trailer with 2 or 3 axles.

**\$2,000 plus \$35.00 per vehicle to be permitted**

### Payment for Permits will be accepted as follows:

1. Cash





**COLORADO**  
Department of Transportation  
Freight Mobility & Safety Branch

2. Check
3. Escrow Accounts
4. Visa, MasterCard or Discover

**\*Effective July 1, 2009 – Single trip & special transport permits will be assessed a surcharge equal to the permit fee.**

For detailed information and requirements concerning overweight/oversized permits. Please refer to the Department of Transportation's Rules and Regulations titled "Pertaining to Transport Permits for the Movement of Extra-Legal Vehicles or Loads" (2 CCR 601-4). **For more information, contact CDOT at (303) 757-9539 or 1-800-350-3765**





## Longer Vehicle Combinations (CDOT FYI 3)

A Longer Vehicle Combination (LVC) (**C.R.S. 42-4-505**) shall not have more than three cargo units, fewer than six axles nor more than nine axles. The heaviest gross weight shall be hauled in the first semitrailer. LVCs must obtain a special permit and may only travel on designated routes. LVCs, except the "Truck with Trailer" combination, have no overall length limitation. Vehicle weight (GVW) is 80,000 pounds (36,288 kg) unless an overweight permit is purchased. C.R.S. 42-4510(11) - (The metric equivalents are not part of the statutory references, but are displayed only for informational purposes.)



An unladen truck tractor, one semitrailer which shall not exceed 48' (14.63 meters) and one trailer which shall not exceed 28' 6" (8.68 meters). The shorter trailer shall be operated as the rear trailer. The common name for this combination is "Rocky Mountain Double." **C.R.S. 42-4-505 (2)(c)**



An unladen truck tractor, one semitrailer and trailer which shall be of approximately equal lengths not to exceed 48' (14.63 meters). This combination may operate with up to eleven axles provided that the trailers are empty. The common name for this combination is "Turnpike Double." **C.R.S. 42-4-505 (2)(b)**



An unladen truck tractor, one semitrailer and two trailers which shall be of approximately equal lengths not to exceed 28' 6" (8.68 meters). The common name for this combination is "Triple." **C.R.S. 42-4-505 (2)(a)**







One single unit truck and trailer which shall not exceed 85' (25.91 meters). The truck shall not be more than 35' (10.67 meters) and the trailer not more than 40' (12.19 meters). The common name for this combination is "Truck With Trailer." **C.R.S. 424-505 (2)(d)**

### Designated Routes

- A. On I-25 from the Colorado-New Mexico state line to the Colorado-Wyoming state line.
- B. On I-70 from the junction of US 40 and SH 26, in Denver, to the Colorado-Kansas state line.
- C. On I-76 from the junction of I-70, in Denver, to the Colorado-Nebraska state line.
- D. On I-270 from the junction of I-70 to the junction of I-76.
- E. On I-225 from the junction of I-25 to the junction of I-70.
- F. On I-70 from the Colorado-Utah state line to the junction of SH 13.
- G. On SH 133, in Delta County, from Milepoint 8.9 to Milepoint 9.7 (Non-Interstate Highway).

### Hours of Operation

A LVC shall not operate on the following designated highway segments during the hours of 7:00 a.m. to 9:00 a.m. and from 4:00 p.m. to 6:00 p.m., Monday through Friday, for Colorado Springs, Denver, and Pueblo. LVCs operating above the legal maximum weight are subject to different hours of operation restrictions. Refer to rules pertaining to Extra-Legal Vehicles or Loads.

Colorado Springs : I-25 from Academy Blvd. South to Academy Blvd. North  
Denver: I-25 from I-225 to SH 128 (120<sup>th</sup> Ave)  
I-70 from US 40/SH 26 to I-225  
I-76 from I-70 to SH 85  
I-225 from I-25 to I-70  
I-270 from I-76 to I-70  
Pueblo: I-25 from Lake Ave (Exit 94) to SH 47/SH50 (Exit 101)

### Ingress and Egress

Longer Vehicle Combinations can be permitted to go to the following facilities: 1) Manufacturing or distribution centers, warehouses, or truck terminals, that are located in an area where industrial uses are permitted; and, 2). Construction sites. This off-highway-segment travel is limited to a maximum of 10 miles which shall be measured by the most direct travel rather than by the radius from the facility to the designated route. The ingress and egress route(s) between the designated state highway segment and the facility must be approved in advance by





the public entity (CDOT, municipality, or county) having jurisdiction for the roadway(s) that make up the route(s).

### **Maximum Weights**

The legal maximum gross vehicle weight of a longer vehicle combination is 80,000 pounds (36,288 kg), the vehicle shall not exceed 20,000 pounds (9,072 kg) on any single axle or 36,000 pounds (16,330 kg) on any tandem axle and the vehicle must comply with the Federal Bridge Formula. If an overweight permit is purchased, the vehicle must comply with the aforementioned axle weight limitations and the maximum gross vehicle weight shall not exceed the **minimum** of any of the following conditions:

1. 110,000 pounds (49,896 kg)
2.  $800 (L + 40)$
3.  $500 (LN/N-1 + 12N + 36)$

For more details see the Department of Transportation's Rules and Regulations titled "Pertaining to Transport Permits for the Movement of Extra-Legal Vehicles or Loads" (2 CCR 601-4). For more information contact CDOT at (303) 757-9539 or 1800-350-3765.

### **Permit Fees C.R.S. 42-4-505(1)**

Annual Permit; \$250.00 for each applicant.

For more detailed information and requirements concerning a Longer Vehicle Combination permit, please refer to the Department of Transportation's Rules and Regulations titled "Operation of Longer Vehicle Combinations on Designated State Highway Segments" (2 CCR 601-9). **For more information contact CDOT at (303) 757-9539 or 1-800-350-3765.**

### **Hazardous Materials**

For more detailed information concerning the transportation of hazardous materials on Longer Vehicle Combinations, refer to the Department of Public Safety's Rules and Regulations titled "Hazardous Materials Transportation Permits" (8 CCR 1507-25). **For more information contact CSP at (303) 273-1900.**

